

# Ukulele Exercises

## TABLE OF CONTENTS

Introduction	1
I, IV, V Progression	2
I, V7, VI7 Progression	3
I, VI7, II7, V7 Progression	4
i, iv, V7 Progression	5
I, vi, IV, V Progression	6
I, vi, ii, V Progression	7

## Introduction

This document has six different chord progressions, each in seven keys, diagrammed for GCEA tuned ukulele. The chords are also done in the “number system” for those of you that prefer that.

Most of the information (and inspiration) for these exercises came from the online communities at [www.FleaMarketMusic.com](http://www.FleaMarketMusic.com) and [www.4thpeg.com](http://www.4thpeg.com). Special thanks go to Uke Jackson ([www.ukejackson.com](http://www.ukejackson.com)), Joyce from [www.alohayall.com](http://www.alohayall.com) and Pauline.

This doesn't cover all possible variations by any stretch, but if you master these progressions you should be able to jam along with the greater portion of the songs at any given session. They will also be a help to you if you want to write your own songs.

Some of the progressions can be played as a “circle”, i.e. you can play them in the order written and just keep repeating that circle of chords. Others may not fall in order in a given song. It's best (especially for the three chord examples) to practice switching between any of the chords to any of the others.

Experiment with substitutions too. Use a 6<sup>th</sup> or a 9<sup>th</sup> where it calls for a major or maybe throw in a diminished here and there. If it sounds good to you, use it!

Enjoy!

Howlin' Hobbit  
Wednesday, April 23, 2003

You can play the primary chords, I, IV, V, as a circle progression for lots of folk and western songs. Examples include: Heartaches By The Number, King of The Road, Little Brown Jug, etc.

I, IV, V Progression			
Key	I	IV	V
F major (2010, 3211, 0003)	F 	Bb 	C 
G major (0232, 0003, 2220)	G 	C 	D 
A major (2100, 2220, 4442)	A 	D 	E 
Bb major (3211, 3331, 2010)	Bb 	Eb 	F 
C major (0003, 2010, 0232)	C 	F 	G 
D major (2220, 0232, 2100)	D 	G 	A 
E major (4442, 2100, 4322)	E 	A 	B 

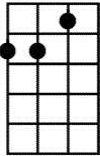
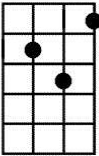
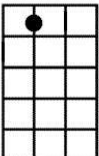
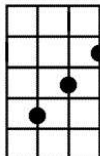
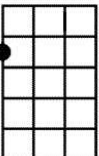
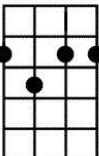
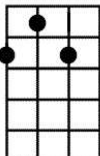
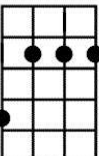
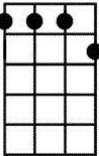
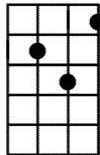
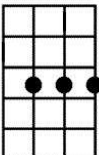
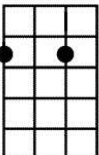
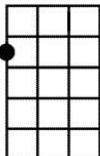
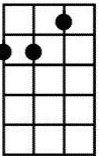
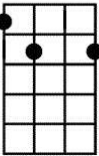
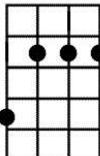
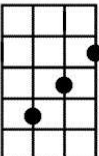
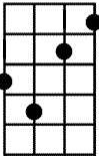
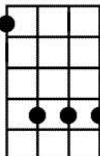

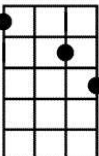
Like the primary chords the I, IV, V7 progression can be used for a number of songs. It is also the “heart of the blues”. This is one that should be practiced so that you can switch from any of the chords to any of the other chords.

I, IV, V7 Progression			
Key	I	IV	V7
F major (2010, 3211, 0001)	F 	Bb 	C7 
G major (0232, 0003, 2020)	G 	C 	D7 
A major (2100, 2220, 1202)	A 	D 	E7 
Bb major (3211, 3331, 2310)	Bb 	Eb 	F7 
C major (0003, 2010, 0212)	C 	F 	G7 
D major (2220, 0232, 0100)	D 	G 	A7 
E major (4442, 2100, 2322)	E 	A 	B7 

Often referred to as “the swing changes”, the I, VI7, II7, V7 progression can be used for a ton of 30’s and 40’s era jazz tunes. Try it with I’ve Got Rhythm.

I, VI7, II7, V7 Progression				
Key	I	VI7	II7	V7
F major (2010, 2020, 0212, 0001)	F 	D7 	G7 	C7 
G major (0232, 1202, 0100, 2223)	G 	E7 	A7 	D7 
A major (2100, 3421, 2322, 1202)	A 	F#7 	B7 	E7 
Bb major (3211, 0212, 0001, 2310)	Bb 	G7 	C7 	F7 
C major (0003, 0100, 2223, 0212)	C 	A7 	D7 	G7 
D major (2220, 2322, 1202, 0100)	D 	B7 	E7 	A7 
E major (4442, 4544, 3121, 2322)	E 	C#7 	F#7 	B7 

The i, iv, V7 progression is really good for the minor blues feel. Try St. James Infirmary (aka Gambler's Blues) with this one.

i, iv, V7 Progression			
Key	i	iv	V7
D minor (2210, 0231, 0100)	Dmin 	Gm 	A7 
E minor (0432, 2000, 2322)	Em 	Am 	B7 
F# minor (2120, 4222, 1112)	F#m 	Bm 	C#7 
G minor (0231, 0333, 2020)	Gm 	Cmin 	D7 
A minor (2000, 2210, 1202)	Am 	Dmin 	E7 
B minor (4222, 0432, 3421)	Bm 	Em 	F#7 
C# minor (4222, 2120, 1023)	C#m 	F#m 	G#7 

There are many soft rock songs from the 50' s & 60s that use the I, vi, IV, V circle progression: Earth Angel, Sha-Boom, You Send Me, etc.

I, vi, IV, V Progression				
Key	I	vi	IV	V
F major (2010, 0231, 3211, 0003)	F 	Dmin 	Bb 	C 
G major (0232, 2000, 0003, 2220)	G 	Em 	C 	D 
A major (2100, 4222, 2220, 4442)	A 	F#m 	D 	E 
Bb major (3211, 0333, 3331, 2010)	Bb 	Gm 	Eb 	F 
C major (0003, 2210, 2010, 0232)	C 	Am 	F 	G 
D major (2220, 0432, 0232, 2100)	D 	Bm 	G 	A 
E major (4442, 2120, 2100, 4322)	E 	C#m 	A 	B 

This is a variation on the I, vi, IV, V progression and also can be used for the fifties ballad stuff. Try it with Blue Moon.

I, vi, ii, V Progression				
Key	I	vi	ii	V
F major (2010, 0231, 0003)	F 	Dmin 	Gm 	C 
G major (0232, 2000, 2220)	G 	Em 	Am 	D 
A major (2100, 4222, 4442)	A 	F#m 	Bm 	E 
Bb major (3211, 0333, 2010)	Bb 	Gm 	Cmin 	F 
C major (0003, 2210, 0232)	C 	Am 	Dmin 	G 
D major (2220, 0432, 2100)	D 	Bm 	Em 	A 
E major (4442, 2120, 4322)	E 	C#m 	F#m 	B 